



PARTICIPANTS

30 PEOPLE



36%
LIVE HERE



29%
WORK HERE



0%
SHOP HERE



14%
OWN A
PROPERTY



14%
DEVELOPER
HERE



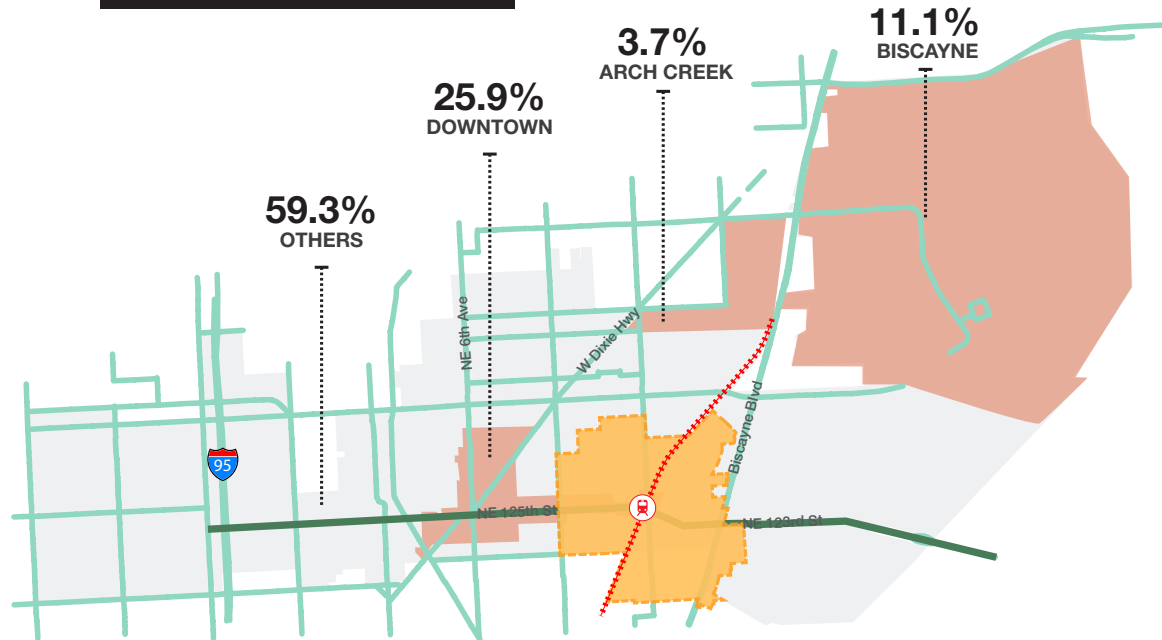
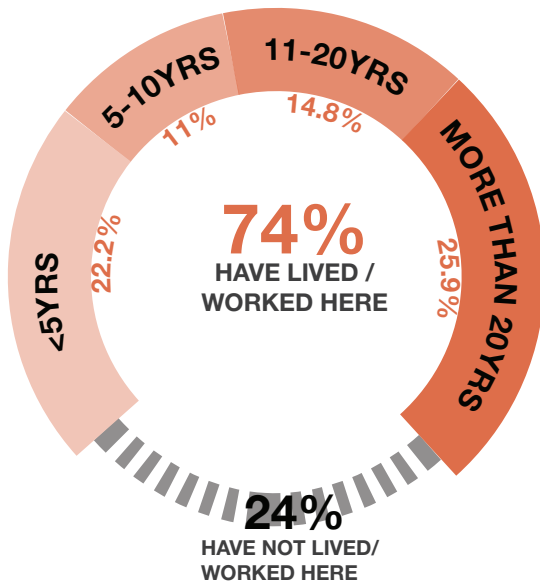
7%
OTHER

RELATIONSHIP TO NORTH MIAMI

70+	IN 60's	IN 50's	IN 40's	IN 30's	IN 20's	<20
11%	14%	21%	18%	11%	20%	7%

AGE DISTRIBUTION

SPATIAL DISTRIBUTION

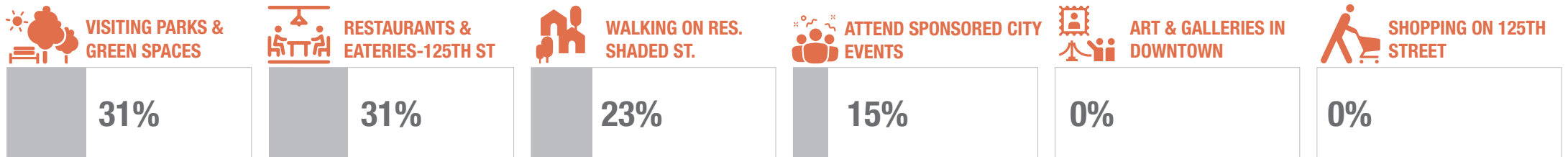


WHAT WE HEARD

NEW DEVELOPMENT ALONG FEC



FAVORITE ACTIVITIES

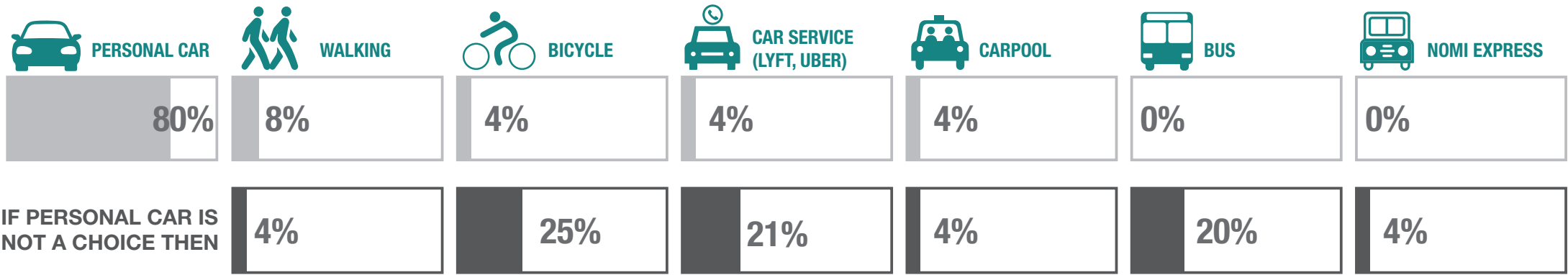


HIGH PRIORITY ————— MOST PRESSING CHALLENGES ————— LOW PRIORITY

Traffic Congestion	Lack of Destinations	Deteriorating Public Infrastructure	No Employment Opportunity	Not Enough Housing Choices	Lack of Mobility Choices	Others
--------------------	----------------------	-------------------------------------	---------------------------	----------------------------	--------------------------	--------

WHAT WE HEARD

PRIMARY WAY OF TRAVELING



HIGH PRIORITY ————— **AMENITIES/ INCENTIVES TO ENCOURAGE USE OF BUS/ RAIL TRANSIT** ————— LOW PRIORITY

- Improved pedestrian infrastructure sidewalks, shade trees
- Safer bicycle paths and cycling infrastructure
- More shared mobility options (LimeBike, ZipCar)
- Employer incentives for using public transit
- Include more neighborhood amenities near bus/ rail transit stops
- Provide enough parking near bus/ rail transit stops
- Real-time bus and train information
- Others